

TITAN

GARDEN BUILDINGS

titangardenbuildings.com





3D-Configurator

Design your own summer house

Discover our 3D Configurator and design your own summer house, log cabin, gazebo, garage or carport. Have a look at the instructions below, click the question mark symbol in the configurator or call us on **01483 224186**. Have fun designing the summer house of your dreams! You can use the configurator on a laptop or desktop at **titangardenbuildings.com**

Choose a category & template for your building

Here you can choose from three different categories:

Choose a category

Summerhouse / Log cabin

- ✓ Summerhouses: patented system: classic and modern garden buildings
- ✓ Log cabins: made with a high wind- and watertight corner connection
- ✓ Pro-system: with solid posts of 14x14 cm

Garage

- ✓ Available in any size
- ✓ With a high wind- and watertight corner connection
- ✓ Various garagedoors available

Gazebo

- ✓ With flat roof or pyramid roof
- ✓ Laminated posts of 12x12 cm
- ✓ Available in many sizes and variations

After selecting the category you want, you can then select the desired template. You can narrow your search using the filters. When you have found the desired template, click 'start design' to begin.

Pick a shape: ☐ Octagon ☐ Pentagon ☒ Square ☐ Rectangle ☐ Oval [MORE FILTERS](#)

Template:

Choose a template to start with

Template Log Cabin 28 mm wall thickness

Length: 240cm Width: 240cm

[CABIN](#) ⓘ

YOU CAN USE THIS TEMPLATE TO CREATE YOUR OWN LOG CABIN IN 28 MM WALL

Template L-shaped cabin with balustrades

Length: 600cm Width: 600cm

[CABIN](#) ⓘ

YOU CAN USE THIS TEMPLATE TO CREATE YOUR OWN L-SHAPED LOG CABIN WITH

Template Square Summerhouse

Length: 180cm Width: 180cm

[PRIMA SYSTEM](#) ⓘ

YOU CAN USE THIS TEMPLATE TO DESIGN YOUR OWN SQUARE SUMMERHOUSE

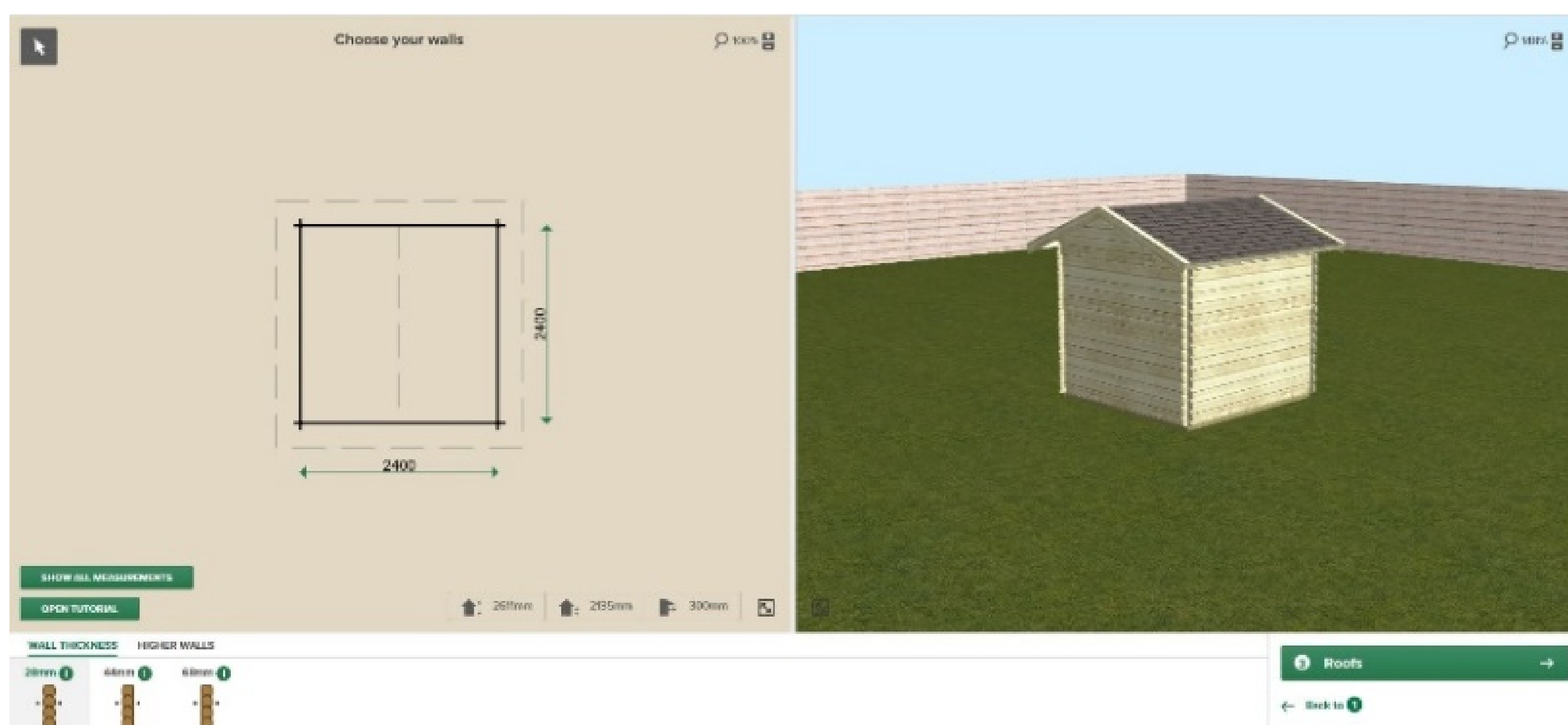
titangardenbuildings.com



Step 1: Walls and posts

Here you can select the shape, dimension and section of your garden building. You can change the dimension by dragging the walls inwards and outwards. At this stage you also have the opportunity to add a canopy, extension or sliding glass wall. You can add these options by clicking on the walls of the building.

If you select a sliding glass wall, you can also expand and reduce this wall. When choosing a canopy, you can make it as long as you like. You can also select your own choice of posts and optional decorative bases. The configurator also offers you the opportunity to design balustrades.



Step 2: Roof

Choose your desired roof type. If you choose the apex roof, you get free roof shingles, which are available in five colours. Flat roof buildings generally come under 2500mm height.



Step 3: Doors

Select the door you like and add it to your plan by clicking the +. All our doors include a 3-point locking system and high-quality double glazing. Want additional doors? Select a new door and add it in the same way. The "+" indicates where your door will fit, you can then move it along the wall to where you want it.





Step 4: Windows

Below your design you can select a window. All our windows have high quality double glazing. Select your desired window and add it to your plan by clicking the +. Want additional windows? Select a new window and add it in the same way. The “+” indicates where your window will fit. Like the doors you can move it to the location you desire.

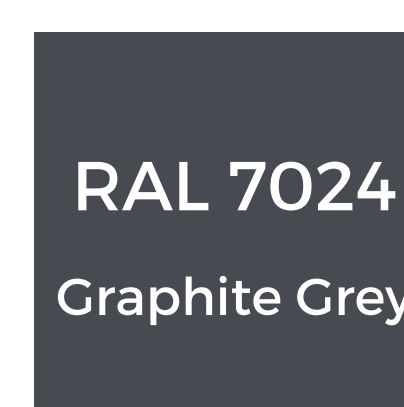


Step 5: Factory treatments

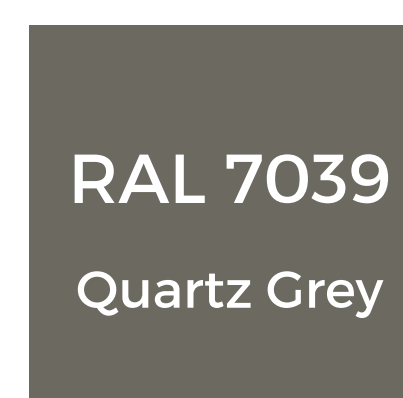
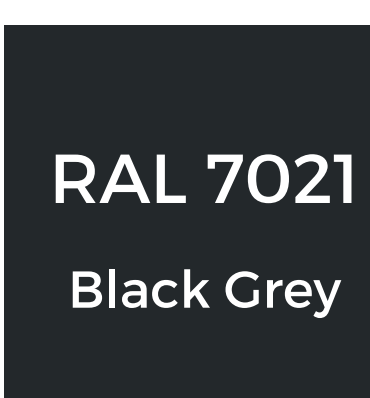
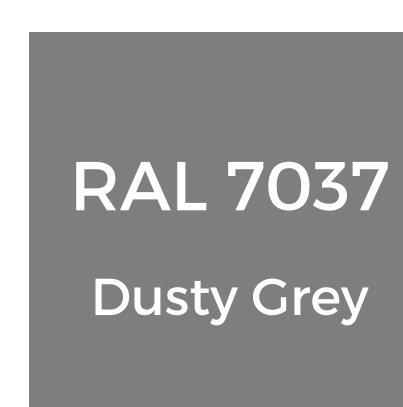
Your summer house, log cabin or canopy can also be treated. Every treatment has his own benefits. We can finish your building in three different ways:

- Spray treatment in transparent white, blue-grey, brown or green.
- Pressure treatment in green or brown (not available for summer houses).
- Paint treatment (transparent or opaque) is available in natural Transparent Oak or a range of contemporary colours. Please see some examples below.

Select your desired colour and our configurator will automatically add this to your 3D example. You can choose a maximum of three different colours per building.



RAL 9010
Pure White



Actual colours may vary from those shown. Other colours available on request

Step 6: A range of other options

Now the base of your summer house, log cabin, garage or gazebo is ready, you can select the finishing. Many of our options are included in the price, such as roof shingles and chrome or brass door fittings. Buildings with a pyramid roof are finished with a metal cap.

Completion

At every step you can see the indication of the price if you click on the shopping cart button. You can find the information during each step by using the information button. If you need help with your configuration, just click on the question mark symbol. If you are happy with it, you can click to send it to us.

Portsmouth Road, Ripley, Surrey. GU23 6EW. 01483 224186 RipleySales@challengefencing.com
